

Thomas & Betts

Thomas & Betts offers a wide variety of conduit bodies to fit all your wire-pulling needs!

T&B® Fittings

Series 35 Conduit Outlet
Bodies and Covers



**Ideal for any of your rigid
conduit applications!**



Series 35 Conduit Outlet Bodies and Covers

Completely Interchangeable with Other Manufacturers' 35/5 Series Iron and Steel Conduit Outlet Bodies and Covers

Thomas and Betts offers you the very best for your wire-pulling needs with its Series 35 Conduit Outlet Bodies and Covers. Made from zinc-plated iron, these conduit bodies act as mounting outlets, while providing access to conductors for maintenance and future system changes. Not only do they protect the conduit running through now, but they also provide easy access later when you need to service the conduit.

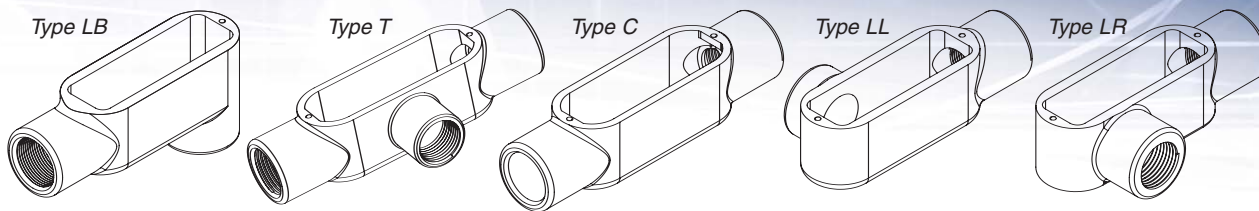
Ideal for use in MRO and industrial or commercial construction projects to:

- Connect conduit sections
- Serve as pulling outlets during conductor installation
- Provide easy access for splices in branch conductors
- Make 90° bends in conduit runs
- Act as mounting outlets for wiring devices and lighting fixtures
- Provide access to conductors for maintenance and future system changes

Features

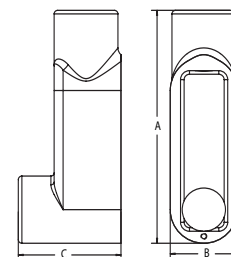
- Zinc-plated iron construction with aluminum acrylic coating provides durability, impact resistance and corrosion resistance
- Available in sizes from ½" to 4" in Types C, LB, LL, LR and T
- Available in sizes from ½" to 2" in Types TB and X
- Features tapered, threaded NPT hubs
- Suitable for use in concrete
- Covers available in iron or stamped steel, both zinc-plated and supplied with stainless steel captive screws
- Steel covers feature raised dome for additional wiring room





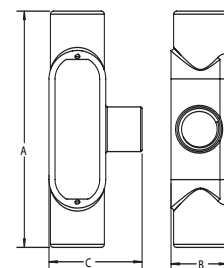
Series 35 Conduit Outlet Bodies and Covers

| Cat. No. | Size | Dimensions | | | Internal Volume (Cu. In.) | Std. Pkg. Qty. | UPC No. |
|--|------|------------|-------|------|---------------------------|----------------|--------------|
| | | A | B | C | | | |
| Series 35 Conduit Body Type LB (Back Opening) | | | | | | | |
| LB50M | ½" | 1.34 | 4.68 | 2.05 | 4.5 | 10 | 786210-96052 |
| LB75M-TB | ¾" | 1.50 | 5.37 | 2.25 | 7.5 | 10 | 786210-96053 |
| LB100M | 1" | 1.80 | 6.20 | 2.65 | 12.5 | 10 | 786210-96059 |
| LB125M | 1¼" | 2.60 | 8.12 | 2.75 | 32 | 5 | 786210-96060 |
| LB150M | 1½" | 2.60 | 8.12 | 2.83 | 35.3 | 5 | 786210-96061 |
| LB200M | 2" | 3.12 | 10.50 | 4.42 | 73 | 1 | 786210-96066 |
| LB250M | 2½" | 4.31 | 13.60 | 5.40 | 142 | 1 | 786210-96067 |
| LB300M | 3" | 4.31 | 13.87 | 5.90 | 173 | 1 | 786210-96068 |
| LB350M | 3½" | 5.62 | 16.25 | 6.90 | 292 | 1 | 786210-96069 |
| LB400M | 4" | 5.62 | 16.60 | 7.21 | 324 | 1 | 786210-96070 |



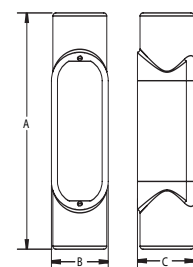
Type LB

| | | | | | | | |
|--|-----|------|-------|------|-----|----|--------------|
| Series 35 Conduit Body Type T ("T"-Style) | | | | | | | |
| T50M | ½" | 2.05 | 5.38 | 1.34 | 6 | 10 | 786210-96071 |
| T75M | ¾" | 2.25 | 6.00 | 1.50 | 9.5 | 10 | 786210-96072 |
| T100M | 1" | 2.65 | 7.05 | 1.80 | 15 | 10 | 786210-96073 |
| T125M | 1¼" | 2.75 | 9.00 | 2.60 | 33 | 5 | 786210-96075 |
| T150M | 1½" | 3.50 | 9.00 | 2.60 | 36 | 5 | 786210-96076 |
| T200M | 2" | 4.12 | 11.50 | 3.12 | 76 | 1 | 786210-96077 |
| T250M | 2½" | 5.71 | 15.00 | 4.31 | 142 | 1 | 786210-96078 |
| T300M | 3" | 5.87 | 15.12 | 4.31 | 173 | 1 | 786210-96079 |
| T350M | 3½" | 6.81 | 18.13 | 5.19 | 292 | 1 | 786210-96081 |
| T400M | 4" | 7.15 | 18.13 | 5.56 | 324 | 1 | 786210-96083 |



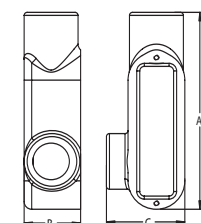
Type T

| | | | | | | | |
|--|-----|------|-------|------|------|----|--------------|
| Series 35 Conduit Body Type C (Thru-Feed) | | | | | | | |
| C50M | ½" | 1.34 | 5.38 | 1.37 | 4.5 | 10 | 786210-96192 |
| C75M-TB | ¾" | 1.50 | 6.00 | 1.70 | 7.5 | 10 | 786210-96193 |
| C100M | 1" | 1.80 | 7.05 | 1.90 | 12.5 | 10 | 786210-96194 |
| C125M | 1¼" | 2.60 | 9.00 | 2.75 | 35 | 5 | 786210-96196 |
| C150M | 1½" | 2.60 | 9.00 | 2.83 | 35.3 | 5 | 786210-96201 |
| C200M | 2" | 3.12 | 11.50 | 3.31 | 75 | 1 | 786210-96202 |
| C250M-TB | 2½" | 4.31 | 15.00 | 3.90 | 153 | 1 | 786210-96203 |
| C300M | 3" | 4.31 | 15.12 | 4.75 | 181 | 1 | 786210-96204 |
| C350M | 3½" | 4.88 | 18.13 | 5.19 | 290 | 1 | 786210-96205 |
| C400M | 4" | 4.88 | 18.13 | 5.56 | 320 | 1 | 786210-96207 |



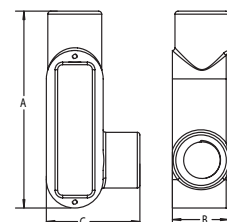
Type C

| | | | | | | | |
|---|-----|------|-------|------|------|----|--------------|
| Series 35 Conduit Body Type LL (Left-Side Opening) | | | | | | | |
| LL50M | ½" | 2.05 | 4.68 | 1.37 | 4.5 | 10 | 786210-96124 |
| LL75M | ¾" | 2.25 | 5.37 | 1.70 | 7.5 | 10 | 786210-96125 |
| LL100M | 1" | 2.65 | 6.20 | 1.90 | 12.5 | 10 | 786210-96127 |
| LL125M | 1¼" | 2.75 | 8.12 | 2.75 | 32 | 5 | 786210-96128 |
| LL150M | 1½" | 3.50 | 8.12 | 2.83 | 33 | 5 | 786210-96133 |
| LL200M | 2" | 4.12 | 10.50 | 3.31 | 68 | 1 | 786210-96134 |
| LL250M | 2½" | 5.71 | 13.60 | 3.90 | 142 | 1 | 786210-96135 |
| LL300M | 3" | 5.87 | 13.87 | 4.75 | 173 | 1 | 786210-96148 |
| LL350M | 3½" | 7.13 | 16.50 | 6.81 | 292 | 1 | 786210-96149 |
| LL400M | 4" | 7.13 | 16.50 | 7.19 | 324 | 1 | 786210-96150 |

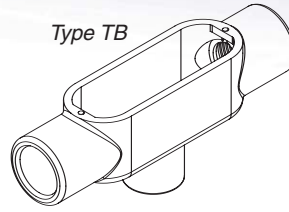
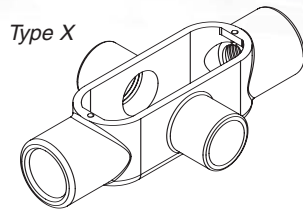


Type LL

| | | | | | | | |
|--|-----|------|-------|------|------|----|--------------|
| Series 35 Conduit Body Type LR (Right-Side Opening) | | | | | | | |
| LR50M | ½" | 2.05 | 4.68 | 1.37 | 4.5 | 10 | 786210-96154 |
| LR75M | ¾" | 2.25 | 5.37 | 1.70 | 7.5 | 10 | 786210-96164 |
| LR100M | 1" | 2.65 | 6.20 | 1.90 | 12.5 | 10 | 786210-96165 |
| LR125M | 1¼" | 2.75 | 8.12 | 2.75 | 32 | 5 | 786210-96168 |
| LR150M | 1½" | 3.50 | 8.12 | 2.83 | 35.3 | 5 | 786210-96176 |
| LR200M | 2" | 4.12 | 10.50 | 3.31 | 68 | 1 | 786210-96179 |
| LR250M | 2½" | 5.71 | 13.60 | 3.90 | 142 | 1 | 786210-96183 |
| LR300M | 3" | 5.87 | 13.87 | 4.75 | 173 | 1 | 786210-96189 |
| LR350M-TB | 3½" | 6.10 | 16.25 | 5.62 | 292 | 1 | 786210-96190 |
| LR400M | 4" | 6.95 | 16.25 | 5.62 | 324 | 1 | 786210-96191 |



Type LR

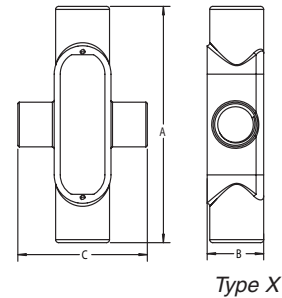


Series 35 Conduit Outlet Bodies and Covers

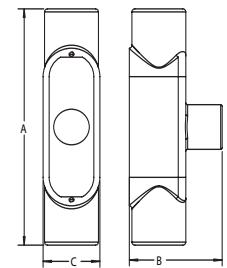
| Cat. No. | Size | Dimensions | | | Internal Volume (Cu. In.) | Std. Pkg. Qty. | UPC No. |
|--|------|------------|-------|------|---------------------------|----------------|--------------|
| | | A | B | C | | | |
| Series 35 Conduit Body Type X ("X"-Style) | | | | | | | |
| X50M | ½" | 2.79 | 5.41 | 1.75 | 36 | 5 | 786210-96092 |
| X75M | ¾" | 2.93 | 6.08 | 1.97 | 76 | 5 | 786210-96093 |
| X100M | 1" | 3.56 | 7.1 | 2.25 | 6 | 2 | 786210-96094 |
| X125M | 1¼" | 4.43 | 9.1 | 2.55 | 9.5 | 1 | 786210-96095 |
| X150M | 1½" | 4.43 | 9.1 | 2.75 | 15 | 1 | 786210-96096 |
| X200M | 2" | 5.4 | 11.75 | 3.45 | 33 | 1 | 786210-96097 |

Series 35 Conduit Body Type TB (Thru-Feed with Bottom Tap)

| | | | | | | | |
|--------|-----|------|-------|------|-----|----|--------------|
| TB50M | ½" | 1.34 | 5.38 | 2.05 | 6 | 10 | 786210-96084 |
| TB75M | ¾" | 1.50 | 6.00 | 2.25 | 9.5 | 10 | 786210-96085 |
| TB100M | 1" | 1.80 | 7.05 | 2.65 | 15 | 10 | 786210-96086 |
| TB125M | 1¼" | 2.60 | 9.00 | 2.75 | 33 | 5 | 786210-96105 |
| TB150M | 1½" | 2.60 | 9.00 | 2.83 | 36 | 5 | 786210-96088 |
| TB200M | 2" | 3.12 | 11.50 | 4.42 | 76 | 1 | 786210-96091 |



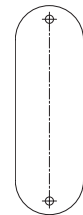
Type X



Type TB

Series 35 Gaskets — Neoprene

| | | | | | | | |
|------------|---------|---|---|---|---|-----|--------------|
| GK50N | ½" | — | — | — | — | 100 | 786210-98108 |
| GK75N | ¾" | — | — | — | — | 100 | 786210-98109 |
| GK100N | 1" | — | — | — | — | 50 | 786210-98110 |
| GK125-150N | 1¼"-1½" | — | — | — | — | 25 | 786210-98111 |
| GK200N | 2" | — | — | — | — | 25 | 786210-98112 |
| GK250-300N | 2½"-3" | — | — | — | — | 25 | 786210-98113 |
| GK350-400N | 3½"-4" | — | — | — | — | 25 | 786210-98114 |



Gasket

Series 35 Iron Conduit Body Covers — Malleable Iron

| | | | | | | | |
|-------|---------|---|---|---|---|----|--------------|
| K50M | ½" | — | — | — | — | 50 | 786210-98235 |
| K75M | ¾" | — | — | — | — | 50 | 786210-98237 |
| K100M | 1" | — | — | — | — | 25 | 786210-98238 |
| K125M | 1¼"-1½" | — | — | — | — | 10 | 786210-98239 |
| K200M | 2" | — | — | — | — | 5 | 786210-98240 |
| K250M | 2½"-3" | — | — | — | — | 5 | 786210-98241 |
| K350M | 3½"-4" | — | — | — | — | 5 | 786210-98242 |

Series 35 Steel Conduit Body Covers — Stamped Steel

| | | | | | | | |
|-------|-----|---|---|---|---|----|--------------|
| K50S | ½" | — | — | — | — | 50 | 786210-96099 |
| K75S | ¾" | — | — | — | — | 50 | 786210-96098 |
| K100S | 1" | — | — | — | — | 25 | 786210-96100 |
| K125S | 1¼" | — | — | — | — | 20 | 786210-96101 |
| K200S | 2" | — | — | — | — | 5 | 786210-97693 |
| K250S | 2½" | — | — | — | — | 5 | 786210-96103 |
| K350S | 3½" | — | — | — | — | 5 | 786210-96104 |



Cover

www.tnb.com

Thomas & Betts

信德迈科技(北京)有限公司 CNMEC Technology Company
地址：北京市朝阳区望京SOHO-T1-C座2115室 邮编：100102

*Tel: 010-8428 2935 | * Fax: 010-8428 8762
*手机：139 1096 2635
*电子邮件：sales@cnmec.biz
主页：http://www.cnmec.biz