

# Type LTGU – general purpose UL Listed Liquid-tight flexible metallic conduit

**General Purpose, UL Listed Liquid-tight Flexible  
Metallic Conduits providing premier performance in  
the toughest applications**

## Features & Benefits:

- Global certification to UL, CSA and IEC requirements
- High quality cores and jackets for excellent strength and durability
- Trade sizes from 3/8" to 4" (12mm to 100mm)
- Coordinated performance with Ser. 52/53 Steel Fittings
- UL, CSA and IP ingress protection ratings aligned with industrial enclosures
- Smooth extruded jackets provide best performance with fittings

## Applications:

- General purpose, UL Listed industrial grade flexible metallic conduit
- Used extensively in machine tool and other industrial environments where flexibility is necessary for motion, vibration and bending
- Listed and marked for direct burial in earth or in poured concrete
- Liquid-tight applications against water, oils, cutting fluids and mild acids

## NEC Article 250 equipment grounding:

- 3/8" and 1/2" — grounding in circuits up to 20A
- 3/4" to 1-1/4" — grounding in circuits up to 60A
- 1-1/2" to 4" — separate ground wire is required

## NEC installations in hazardous (classified) locations:

- Article 501.10 (B) (2) & 501.30 (B) Class I Div. 2
- Article 502.10 (A) (2) & 502.30 (B) Class II Div. 1; 502.10 (B) (2) Class II Div. 2
- Article 503.10 (A) (2) & 503.30 (B) Class III Div. 1; 503.10 (A) (2) Class III Div. 2
- NEC Code requirements must be complied with when LFMC is used as Equipment Grounding Conductors

## Construction / Material / Finish:

- Hot-dipped zinc galvanized steel core
- PVC (polyvinyl chloride) extruded smooth jacket
- Inkjet printed technical information and ratings
- Full range of trade sizes from 3/8" to 4" (12 to 103mm)
- 3/8" to 1-1/4", integral copper bonding wire, square lock design
- 1-1/2" to 4" fully interlocked design
- Colors: machine tool gray standard; black optional

## Environment ratings:

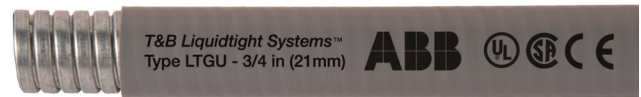
### Working Temperature:

- UL:
  - Dry: -30 to + 80°C (-22 to +176°F)
  - Oil: -30 to +70°C (-22 to +158°F)
  - Wet: -30 to +60°C (-22 to +140°F)
- CSA:
  - Dry: -30 to + 75°C (-22 to +167°F)
  - Oil: -30 to +70°C (-22 to +158°F)
  - Wet: -30 to +60°C (-22 to +140°F)
- IEC/CE:
  - Gen: -25 to + 90°C (-13 to +194°F)

### Chemical resistance guide:

- See publication GM7636

# T&B Liquidtight Systems™



## Certifications / Standards:



## Conforms to:

- UL 360, Liquid-tight Flexible Metal Conduits (LFMC)  
UL file: E125517
- CSA C22.2 No. 56, Liquid-tight Flexible Metal Conduits (LFMC)  
CSA file: LR-72635
- IEC 61386-1, -23, Conduit systems for cable management  
EU doc: EC-012-16-102
- CE (Conformité Européene, European Conformity)
- RoHS (Restriction of Hazardous Substances directive)
- WEEE (Waste Electrical & Electronic Equipment directive)

## Standards requirements:

### Meets all UL 360 and CSA C22.2 No. 56, including:

- ID and OD dimensions, Chemical and acid resistance, Flame retardant/self extinguishing, Abrasion resistance, UV protection, Crush resistance, Oil resistance, Bending resistance, Corrosion resistance

### Meets all IEC 61386-1, -23, including:

- Compression strength – Code 4 heavy; 1250 N/50mm
- Impact strength – Code 4 heavy; 6 joules
- Tensile strength – Code 4 heavy; 1000 N/2 min.

## Ingress protection:

- Provides "ingress integrity" between enclosures, fittings, conduits and seals when using LTGU conduits and Series 52/53 liquid-tight fittings and seals.
- Ingress ratings cover all trade sizes from 3/8" to 4" (12 .. 103mm)

## UL CSA & NEMA system ingress rating:

- Type ratings tested to UL 50/50E requirements
- UL file: E23018
  - Indoor: Type 4, 12, 13
  - Outdoor: Type 3, 3R, 4
- CSA C22.2, No. 94: Type 3, 3R, 4, 12, 13
- NEMA 250: Type 3, 3R, 4, 12, 13

## IEC system ingress rating:

- IP ingress protection per IEC 60529 requirements
- IEC rating: IP66, IP67

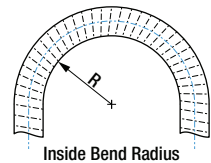
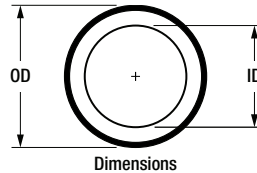
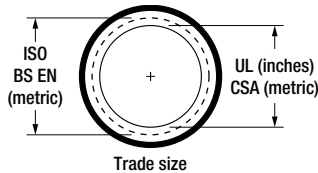


# Type LTGU – general purpose, UL Listed

## Product selection and dimensions

### Product selection

Trade size			Coil length										Weight	
UL	CSA	ISO BS EN	Carton			Standard reel			Bulk reel			lbs/ft	kg/m	
Inches	mm	mm	Part No./GID	Feet	Meter	Part No./GID	Feet	Meter	Part No./GID	Feet	Meter			
3/8	12	16	LTGUS01G-C	100	30	LTGUS01G-K	500	150	LTGUS01G-L	1,000	300	0.29	0.43	
			7TAA012LNOR0000			7TAA012LNOR0020			7TAA012LNOR0040					
1/2	16	20	LTGUS02G-C	100	30	LTGUS02G-K	500	150	LTGUS02G-L	1,000	300	0.32	0.48	
			7TAA012LNOR0001			7TAA012LNOR0021			7TAA012LNOR0041					
3/4	21	25	LTGUS03G-C	100	30	LTGUS03G-K	500	150	LTGUS03G-L	1,000	300	0.53	0.79	
			7TAA012LNOR0002			7TAA012LNOR0022			7TAA012LNOR0042					
1	27	32	LTGUS04G-C	100	30	LTGUS04G-J	400	120	—	—	—	0.82	1.22	
			7TAA012LNOR0003			7TAA012LNOR0023								
1-1/4	35	40	LTGUS05G-B	50	15	LTGUS05G-E	200	60	—	—	—	1.02	1.52	
			7TAA012LNOR0004			7TAA012LNOR0024								
1-1/2	41	50	LTGUS06G-B	50	15	LTGUS06G-D	150	45	—	—	—	1.24	1.84	
			7TAA012LNOR0005			7TAA012LNOR0025								
2	53	63	LTGUS07G-B	50	15	LTGUS07G-C	100	30	—	—	—	1.45	2.16	
			7TAA012LNOR0006			7TAA012LNOR0026								
2-1/2	63	70	LTGUS08G-A	25	8	LTGUS08G-G	275	80	—	—	—	1.92	2.86	
			7TAA012LNOR0007			7TAA012LNOR0027								
3	78	80	LTGUS09G-A	25	8	LTGUS09G-P	175	50	—	—	—	2.52	3.75	
			7TAA012LNOR0008			7TAA012LNOR0028								
4	103	100	LTGUS11G-A	25	8	LTGUS11G-C	100	30	—	—	—	3.50	5.21	
			7TAA012LNOR0009			7TAA012LNOR0029								



### Dimensions

Part number	Trade size			Minimum inside bend radius				Inches				Millimeters			
	UL	CSA	ISO BS EN	Static		Dynamic		Inside (ID)		Outside (OD)		Inside (ID)		Outside (OD)	
				Inches	mm	Inches	mm	Min	Max	Min	Max	Min	Max	Min	Max
LTGUS01G-*	3/8	12	16	2.0	51	4.0	102	0.484	0.504	0.690	0.710	12.3	12.8	17.5	18.0
LTGUS02G-*	1/2	16	20	3.0	76	5.0	127	0.622	0.642	0.820	0.840	15.8	16.3	20.8	21.3
LTGUS03G-*	3/4	21	25	4.2	107	6.0	152	0.820	0.840	1.030	1.050	20.8	21.3	26.2	26.7
LTGUS04G-*	1	27	32	5.5	140	12.0	305	1.041	1.066	1.290	1.315	26.4	27.1	32.8	33.4
LTGUS05G-*	1-1/4	35	40	7.0	178	15.0	381	1.380	1.410	1.630	1.660	35.1	35.8	41.4	42.2
LTGUS06G-*	1-1/2	41	50	4.5	114	17.0	432	1.575	1.600	1.865	1.900	40.0	40.6	47.4	48.3
LTGUS07G-*	2	53	63	6.0	152	22.0	559	2.020	2.045	2.340	2.375	51.3	51.9	59.4	60.3
LTGUS08G-*	2-1/2	63	70	8.0	203	30.0	762	2.480	2.505	2.840	2.875	63.0	63.6	72.1	73.0
LTGUS09G-*	3	78	80	10.0	254	36.0	914	3.070	3.100	3.460	3.500	78.0	78.7	87.9	88.8
LTGUS11G-*	4	103	100	12.0	305	52.0	1,321	4.000	4.040	4.460	4.500	101.6	102.6	113.3	114.3

Note: Product must be installed in accordance with applicable national and local electrical codes.

## Contact us

ABB  
 Electrification Products  
 8155 T&B Boulevard  
 Memphis, TN 38125  
[www.abb.us/lowvoltage](http://www.abb.us/lowvoltage)

© 2016 ABB. All rights reserved.

