

# Needle Valves - Wellhead Gauge and Bleed Valves

Pressures to 30,000 psi (2068 bar)

Wellhead Gauge Valve					
Series	Tube Outside Diameter Size Inches	Connection Type	Orifice Size Inches (mm)	Rated C <sub>v</sub>	Pressure Rating psi (bar) @ Room Temperature
20GV	3/8	F375C	0.125 (3.18)	0.23	20,000 (1379)
20GV	9/16	SF562CX	0.125 (3.18)	0.23	20,000 (1379)
30GV	9/16	F562C	0.125 (3.18)	0.33	30,000 (2068)
Bleed Valve					
Series	Tube Outside Diameter Size Inches	Connection Type	Orifice Size Inches (mm)	Rated C <sub>v</sub>	Pressure Rating psi (bar) @ Room Temperature
20BV	3/8	SM375CX	0.093 (2.36)	-	20,000 (1379)
20BV	9/16	SM562CX	0.093 (2.36)	-	20,000 (1379)
30BV	9/16	M562C	0.093 (2.36)	-	30,000 (2068)*

*Notes:*  
 \* Rating shown is in closed position.  
 Rating @ 15,000 psi (1034 bar) in open position.      Glands and collars included



Parker Autoclave Engineers' Wellhead Gauge valves are designed for reliable shut-off service at a maximum working pressure of 30,000 psi (2068 bar). The Wellhead Gauge and Bleed Valves are standard in 316 stainless steel material. Special materials available on request.

### Gauge Valve Features:

- One inlet, three outlet ports
- Metal-to-metal bubble tight shut-off
- Packing below stem threads
- Two piece non-rotating stem on standard valves

### Applications:

#### Wellhead Gauge Valve

- Sample Lines
- Instrument calibration

#### Bleed Valve

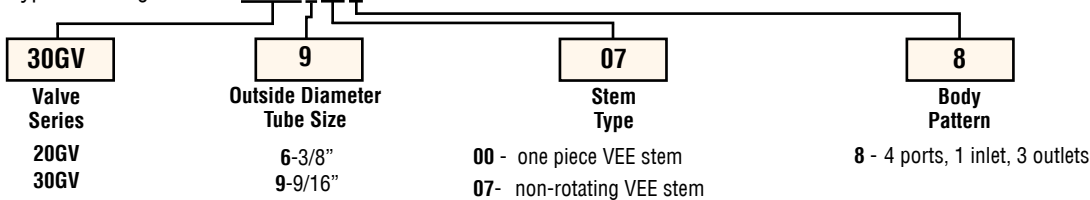
- Pressure bleed

### Bleed Valve Features:

- One piece hex construction allows easy installation
- Vent port tapped for plumbing to safe area
- Tee handle for easy operation
- Positive blow out prevention on stem
- 1/8" NPT outlet connection

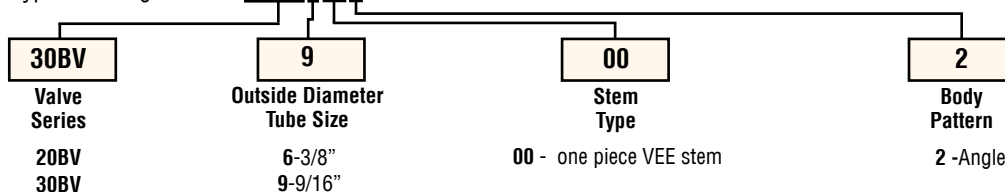
## Ordering Procedure

Typical catalog number: **30GV9078**



### Bleed Valve

Typical catalog number: **30BV9002**



## Wellhead Gauge Valve

Catalog Number	Connection Type	Connection Size	Pressure Rating psi (bar)	Dimensions - inches (mm)									Valve Pattern
				A	B	C	D	E	F	G	H	J	
20GV6078	SF375CX	3/8	20,000	2.00	3.12	2.00	4.52	1.13	1.00	0.50	0.94	3.00	See Figure 1
			(1379)	(50.80)	(79.25)	(50.80)	(114.80)	(28.58)	(25.40)	(12.70)	(23.83)	(76.20)	
20GV9078	SF562CX	9/16	20,000	2.00	3.88	2.75	4.54	1.31	1.38	0.66	0.94	3.00	
			(1379)	(50.80)	(98.55)	(69.85)	(115.31)	(33.27)	(34.93)	(16.76)	(23.83)	(76.20)	
30GV9078	F562C	9/16	30,000	2.00	3.88	2.75	4.50	1.31	1.38	0.66	0.94	3.00	
			(2068)	(50.80)	(98.55)	(69.85)	(114.30)	(33.27)	(34.93)	(16.76)	(23.83)	(76.20)	

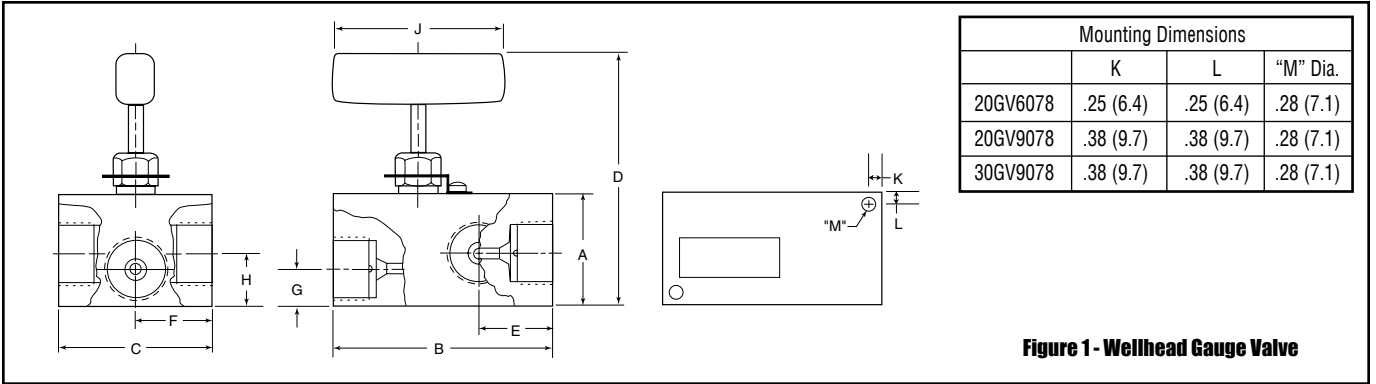


Figure 1 - Wellhead Gauge Valve

## Bleed Valve

Catalog Number	Connection Type	Connection Size	Pressure Rating psi (bar)	Dimensions - inches (mm)					Valve Pattern
				A	B	C	D	E	
20BV6002	SM375CX	3/8	20,000	3.23	2.42	1.12	1.38	1.50	
			(1379)	(82.04)	(61.47)	(28.45)	(35.05)	(38.10)	
20BV9002	SM562CX	9/16	20,000	3.68	2.86	1.12	1.38	1.50	
			(1379)	(93.47)	(76.64)	(28.45)	(35.05)	(38.10)	
30BV9002	M562C	9/16	30,000	3.44	2.61	1.12	1.38	1.50	
			(2068)	(87.38)	(66.29)	(28.45)	(35.05)	(38.10)	

### WARNING

**FAILURE, IMPROPER SELECTION OR IMPROPER USE OF THE PRODUCTS AND/OR SYSTEMS DESCRIBED HEREIN OR RELATED ITEMS CAN CAUSE DEATH, PERSONAL INJURY AND PROPERTY DAMAGE.**

This document and other information from Parker Hannifin Corporation, its subsidiaries and authorized distributors provide product and/or system options for further investigation by users having technical expertise. It is important that you analyze all aspects of your application and review the information concerning the product or system in the current product catalog. Due to the variety of operating conditions and applications for these products or systems, the user, through its own analysis and testing, is solely responsible for making the final selection of the products and systems and assuring that all performance, safety and warning requirements of the application are met. The products described herein, including without limitation, product features, specifications, designs, availability and pricing, are subject to change by Parker Hannifin Corporation and its subsidiaries at any time without notice.



信德迈科技(北京)有限公司 CNMEC Technology

地址：北京市朝阳区望京SOHO-T1-C座2115室

邮编：100102

\*Tel: 010-8428 2935 | \* Fax: 010-8428 8762

\*手机：139 1096 2635

\*电子邮件：sales@cnmec.biz

主页：http://www.cnmec.biz

**Caution!** Do not mix or interchange parts or tubing with those of other manufacturers. Doing so is unsafe and will void warranty.

**Caution!** Parker Autoclave Engineers Valves, Fittings and Tools are not designed to work with common commercial instrument tubing and will only work with tubing built to Parker Autoclave Engineers AES Specifications. Failure to do so will void warranty.

ISO-9001 Certified