

## Data Sheet

# ZT16 High Purity Pressure Transmitter

### FEATURES

- 316L SS wetted parts
- 7 µin Ra Surface finish option
- 100% Helium leak tested
- Clean room packaged
- 1.125" Surface mounting
- W and C seal types

### TYPICAL USES

- High purity gas delivery systems
- Gas sticks
- Process gas analyzers



### PERFORMANCE SPECIFICATIONS

Accuracy: ±0.5% or ±1.0% of span @ 23°C  
(Accuracy includes the effects of linearity, hysteresis and repeatability)

Stability: <0.25% of span/Yr

Durability: > 10m cycles

### ENVIRONMENTAL SPECIFICATIONS

Operating Temperature: -20°C to 70°C

Storage Temperature: -30°C to 80°C

Temperature Effect: ±0.05% F.S./°C for units with ±0.5% Accuracy  
±0.10% F.S./°C for units with ±1.0% Accuracy  
(Zero and Span) in operating temperature range

### FUNCTIONAL SPECIFICATIONS

Response Time: 1ms

Proof Pressure: 200% of F.S.

Leakage Test: < 5 x 10<sup>-11</sup> atm cc/s

### ELECTRICAL SPECIFICATIONS

Supply Voltage: 21.6 - 26.4 Vdc (4 to 20mA Version)  
10.8 - 13.2 Vdc or 21.6 - 26.4 Vdc (1-5 Vdc Version)

Load Resistance: 500 Ω max (4 to 20mA Version)  
10K Ω min (1-5 Vdc Version)

Insulation Resistance: > 100MΩ at 50 Vdc

EMC/EMI: EN61326-1: 2013, EN61326-2-3: 2013

Output: 4 to 20mA (2 Wire) or 1-5 Vdc (3 Wire)

### KEY BENEFITS

- Ultra-compact size; ideal for high density mounting
- Ultraclean design & packaging
- 316L SS Wetted parts for protection against corrosion
- 100% Helium leak tested

### PHYSICAL SPECIFICATIONS

Pressure Connection: 1.125" Surface Mount (Type W and C)

Electrical Connection: 5 Pin round connector

Weight: Appx 160g excluding cable

Weather Protection: Indoor use

### WETTED MATERIALS

Pressure Sensor: 316L SS (STD.) or CoNi Alloy (OPT.)

Surface Finish: 20 µin or 7 µin Ra (0.5 µm or 0.18 µm Ra)

Internal Volume: Appx 0.04 In<sup>3</sup> / 0.7 cm<sup>3</sup>

### NON-WETTED MATERIALS

Case Material: 304 SS

### HAZARDOUS AREA CERTIFICATIONS

Approvals: CE, RoHS

## Data Sheet

### ZT16 High Purity Pressure Transmitter

ORDERING CODE	Example:	ZT16	5	SMW	42	LW	2	V/150#	-X1N
<b>Model</b>									
ZT16		ZT16							
<b>Accuracy</b>									
5 - ±0.50% of span			5						
7 - ±1.00% of span									
<b>Pressure Connection</b>									
SMW - 1.125" Surface mount "W" Type (UC Grade)				SMW					
SMC - 1.125" Surface mount "C" Type (UC Grade)									
<b>Output</b>									
42 - 4 to 20mA (2 Wire)					42				
15 - 1 - 5 Vdc (3 Wire)									
<b>Electrical Termination</b>									
LW - 5 Pin round connector w/o mating connector						LW			
L2 - 5 Pin round connector w mating connector & 3 foot (1 meter) cable									
L4 - 5 Pin round connector w mating connector & 6 foot (2 meter) cable									
L5 - 5 Pin round connector w mating connector & 9 foot (3 meter) cable									
<b>Surface Finish / Cleaning Grade</b>									
2 - UC Grade AOD/VAR 7 µin (0.18 µin) Ra & cleaned with no particles ≥0.1 µm							2		
<b>Pressure Range</b>									
V/150# (See range table for all standard ranges)								V/150#	
<b>Options (If indicating an option must include an "X" (-X...))</b>									
1N - Material Test Report/Traceability Cert									X 1N

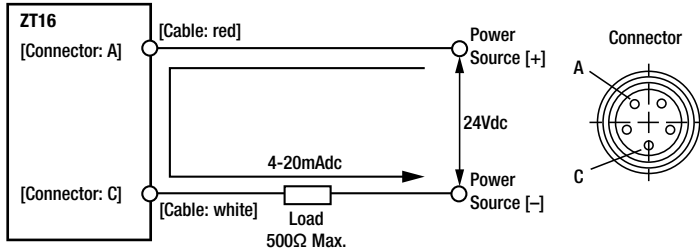
STANDARD RANGES		
psi	bar	mPa
V/45#	N1/3BR	NP1/P3MP
V/75#	N1/5BR	NP1/P5MP
V/150#	N1/10BR	NP1/1MP
45#	3BR	P3MP
75#	5BR	P5MP
150#	10BR	1MP

## ZT16 High Purity Pressure Transmitter

### CONNECTOR & WIRING

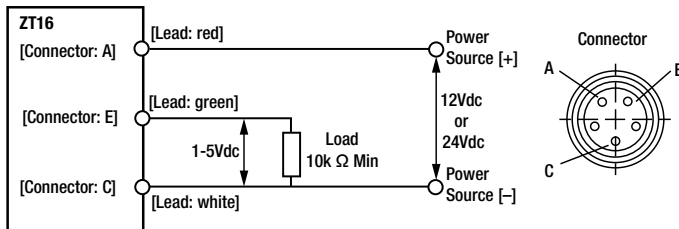
#### (1) 4 to 20mA dc output (current output)

- [Connector: A] — [Lead: Red] — [Power source (+)]
- [Connector: C] — [Lead: White] — [Power source (-)]



#### (2) 1 to 5vdc output (voltage output)

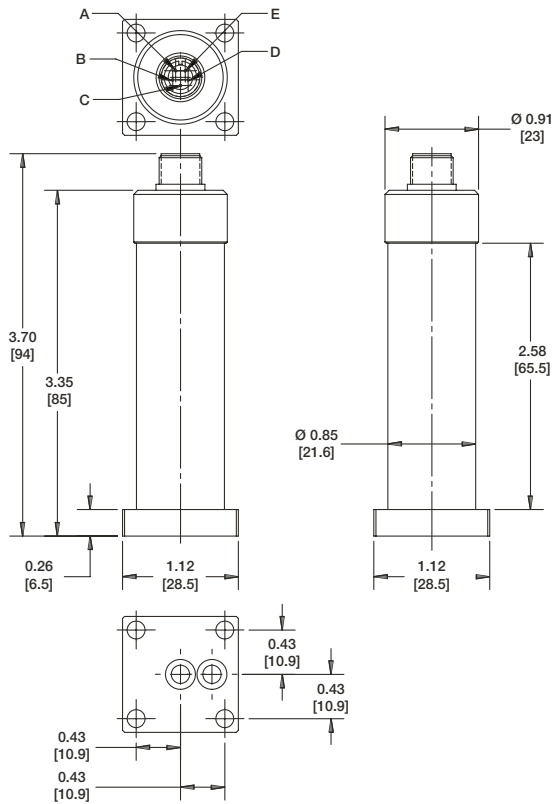
- [Connector: A] — [Lead: Red] — [Power source (+)]
- [Connector: C] — [Lead: White] — [Power source (-), Output (-)]
- [Connector: E] — [Lead: Green] — [Output (+)]



# ZT16 High Purity Pressure Transmitter

## DIMENSIONS Inches [mm]

ZT16 Surface Mount Type C



ZT16 Surface Mount Type W

