

**Technical Description**

Safety coupling with a self-venting system. Self-venting takes place during disconnection – no risk of pressurised hoses being tossed around. When the sleeve is pulled back, the plug is released yet remains locked in. The coupling valve closes and the air is vented from the air line at the same time. Only then, by operating the sleeve again, can uncoupling take place safely. The system fulfils the requirements of ISO 4414 – increased safety standards in the work place. DIN EN 983. UltraFlo valve for optimum flow and low pressure drop.

Safety Note

Reliable functioning can only be guaranteed in conjunction with original Parker Rectus plugs made of steel.

Working Temperature*

-20°C up to +100°C (NBR)
depending on the medium.

* For temperatures below -20°C and over +100°C and depending on the medium, other seal variants (FKM, EPDM, FFKM) are available.

**Working Pressure****

0-12 bar

** maximum static working pressure with design factor 4 to 1.

Material

Coupling: Brass / Steel nickel plated

Plug: Steel nickel plated

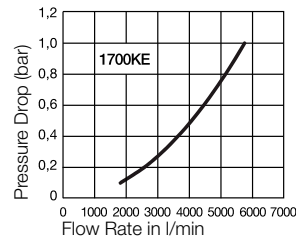
Seals: NBR

Other designs in series 1700

The following other designs can be found from page:

► Brass / Steel

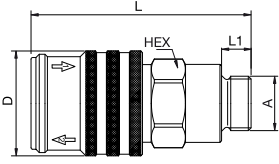
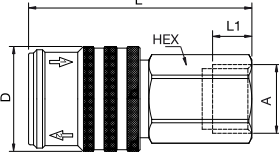
P. 134

Flow diagrams**Air**



Couplings – with valve

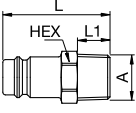
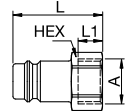
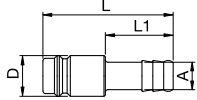
Series 1700KE

	Connection A	HEX mm	HEX1 mm	L mm	L1 mm	L2 mm	D mm	B mm	G mm	Version	Part Number
 <p>Male Thread</p>	G 3/8	24		67	9		32				1700KEAW17SPN
	G 1/2	24		70	12		32				1700KEAW21SPN
	G 3/4	30		74	16		32				1700KEAW26SPN
 <p>Female Thread</p>	G 3/8	24		64,5	12		32				1700KEIW17SPN
	G 1/2	24		68	12		32				1700KEIW21SPN
	G 3/4	32		74	16		32				1700KEIW26SPN



Plugs – without valve

Series 27SF

	Connection A	HEX mm	HEX1 mm	L mm	L1 mm	L2 mm	D mm	B mm	G mm	Version	Part Number
 <p>Male Thread</p>	R 1/4	17		40	12						27SFAK13SXN
	R 3/8	17		40	12						27SFAK17SXN
	R 1/2	22		45	17						27SFAK21SXN
	R 3/4	27		48	19						27SFAK26SXN
 <p>Female Thread</p>	G 1/4	17		33	9						27SFIW13SXN
	G 3/8	19		33	9						27SFIW17SXN
	G 1/2	24		37	12						27SFIW21SXN
	G 3/4	32		42	16						27SFIW26SXN
 <p>Hose Barb</p>	6 mm			48	25		15				27SFTF06SXN
	8 mm			48	25		15				27SFTF08SXN
	9 mm			48	25		15				27SFTF09SXN
	10 mm			48	25		15				27SFTF10SXN
	13 mm			48	25		15				27SFTF13SXN
	16 mm			49	25		18				
19 mm			49	25		18					27SFTF19SXN