

★ *Snap-Tite*

Dry
Break
Couplings

71
SERIES



★ Snap-tite 71 Series -- Flush Face/Dry Break Couplings

Featuring...Snap-tite quality with superior pressure and flow characteristics over the competition.



The 71 Series couplings are designed for today's applications including special features for modern needs - dry break, push-to-connect, high pressure, rugged & versatile. Extra large flow chambers and Snap-tite's exclusive valve design permit exceptional flow while maintaining low pressure drop.

- **Flush Face/Dry Break** — Air inclusion and fluid loss are held to a minimum to prevent spillage and contamination of systems.
- **Push-to-Connect** — Ideal one-hand operation when one half is mounted. Simply insert the nipple into the coupler and push-to-connect. To disconnect, retract the sleeve; and the coupling halves disconnect.
- **Rugged** — Heavy duty construction is ideally suited for high impulse applications.
- **Pressure Capability** — Designed for up to 10,000 psi (690 bar) operating pressures.
- **Versatile** — Available in steel with Zinc Trivalent Chromate plating[†], 316 Stainless steel, as well as other materials. Special seals for troublesome media are available; consult factory for details.
- **Available sizes** — 1/8", 1/4", 3/8", 1/2", 3/4", 1", 1-1/4", 1-1/2" and 2".
- **Superior flow and low pressure drop**
- **Sleeve lock** — Designed to provide protection against accidental disconnection.
- **Available with Autoclave cone and threaded fittings** — Consult factory

[†]Conforms with ROHS and WEEE European Union Directives

PRESSURE RATINGS

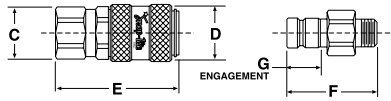
SIZE (INCHES)	SPILLAGE (CC)	AIR INCLUSION (CC)	STEEL				316 STAINLESS STEEL				HIGH PRESSURE STAINLESS STEEL			
			MAX. WORKING		MIN. BURST*		MAX. WORKING		MIN. BURST*		MAX. WORKING		MIN. BURST*	
			PSI	BAR	PSI	BAR	PSI	BAR	PSI	BAR	PSI	BAR	PSI	BAR
1/8"	.12	.02	10,000	689	22,000	1517	N/A		N/A		N/A		N/A	
1/4"	.02	.01	10,000	689	20,000	1379	5,000	344	12,500	862	10,000	689	20,000	1379
3/8" x 1/4" ¹	.02	.02	10,000	689	20,000	1379	5,000	344	12,500	862	10,000	689	20,000	1379
3/8"	.02	.02	10,000	689	20,000	1379	5,000	344	12,500	862	10,000	689	20,000	1379
3/8" x 1/2" ²	.02	.02	10,000	689	20,000	1379	5,000	344	12,500	862	10,000	689	20,000	1379
1/2"	.03	.03	10,000	689	20,000	1379	5,000	344	12,500	862	10,000	689	20,000	1379
3/4"	.06	.04	7,500	517	15,000	1034	5,000	344	12,500	862	7,500	517	15,000	1034
1"	.10	.06	7,500	517	15,000	1034	4,000	275	10,000	689	7,500	517	15,000	1034
1" x 1-1/4" ³	.10	.06	7,500	517	15,000	1034	4,000	275	10,000	689	7,500	517	15,000	1034
2" x 1-1/2" ⁴	5.25	30.50	5,000	344	10,000	689	3,000	206	6,000	413	5,000	344	10,000	689
2"	5.25	30.50	5,000	344	10,000	689	3,000	206	6,000	413	5,000	344	10,000	689

¹Unit is 3/8" with 1/4" end fitting. ²Unit is 3/8" with 1/2" end fitting, ³1" unit with 1-1/4" end fitting, and ⁴2" unit with 1-1/2" end fitting.

*NOTE: Pressure Ratings were established under static pressure conditions. For high impulse applications, multiply the above pressure ratings by .6 for approximate pressure ratings.

TECHNICAL AND DIMENSIONAL INFORMATION

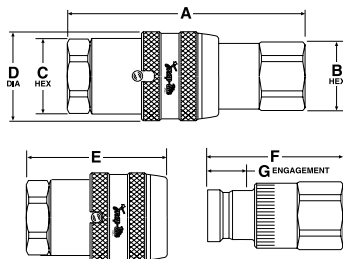
1/8"††



Size	A†	B (HEX)*	C (HEX)*	D (DIA)	E	F	G
1/8"	2.71 (68.83)	.69 (17.53)	.81 (20.57)	.94 (23.88)	1.75 (44.45)	1.55 (39.37)	.59 (14.99)
1/8" X 1/4"	3.04 (77.22)	.69 (17.53)	.81 (20.57)	.94 (23.88)	2.12 (53.85)	1.51 (38.35)	.59 (14.99)

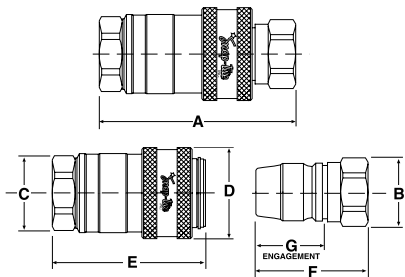
† Connected length.

1/4" thru 1-1/4"††



Size	A	B (HEX)*	C (HEX)*	D (DIA)	E	F	G
1/4"	3.27 (83.06)	0.81 (20.57)	0.94 (23.88)	1.19 (30.23)	1.96 (49.78)	1.84 (46.74)	0.53 (13.46)
3/8"	4.00 (101.60)	1.00 (25.40)	1.19 (30.23)	1.56 (39.62)	2.36 (59.95)	2.32 (58.93)	0.68 (17.27)
1/2"	4.43 (112.52)	1.50 (38.10)	1.50 (38.10)	1.88 (47.75)	2.77 (70.36)	2.38 (60.45)	0.72 (18.29)
3/4"	5.13 (130.30)	1.75 (44.45)	1.75 (44.45)	2.25 (57.15)	3.05 (77.47)	2.96 (75.18)	0.88 (22.35)
1"	5.60 (142.24)	1.88 (47.75)	2.00 (50.80)	2.63 (66.80)	3.32 (84.33)	3.23 (82.04)	0.95 (24.13)
1-1/4"	6.22 (157.99)	2.00 (50.80)	2.00 (50.80)	2.63 (66.80)	3.67 (93.22)	3.50 (88.90)	0.95 (24.13)

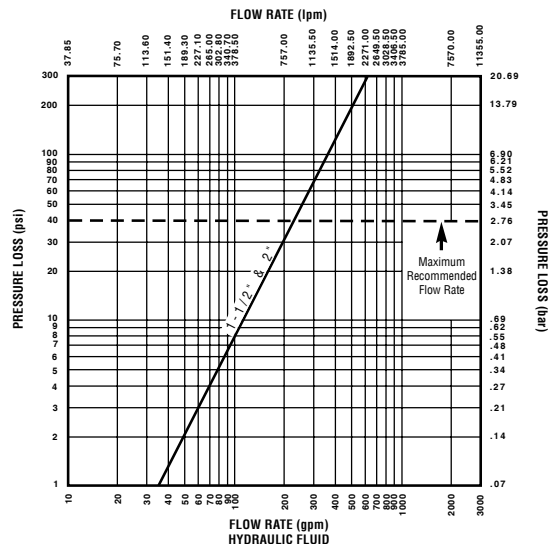
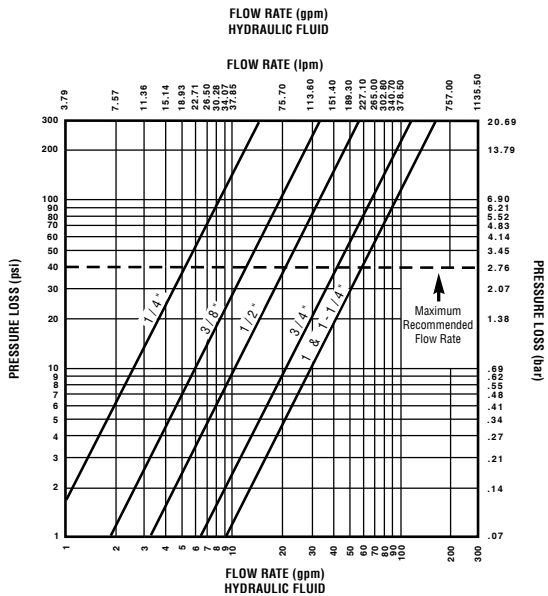
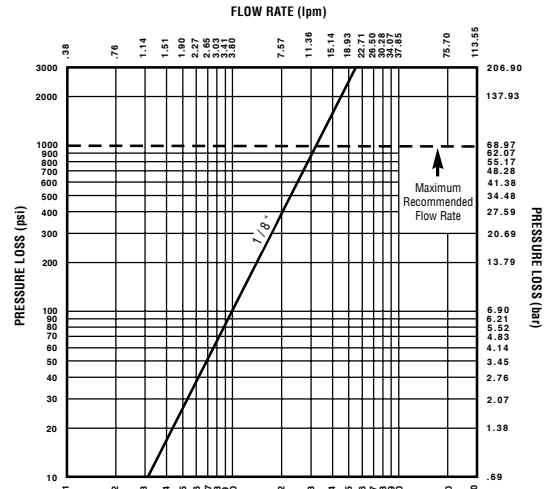
1-1/2" & 2"††



Size	A	B (HEX)*	C (HEX)*	D (DIA)	E	F	G
1-1/2"	7.60 (193.04)	3.25 (82.55)	3.38 (85.85)	4.50 (114.30)	6.21 (157.73)	4.50 (114.30)	3.21 (81.53)
2"	7.60 (193.04)	3.25 (82.55)	3.38 (85.85)	4.50 (114.30)	6.21 (157.73)	4.65 (118.20)	3.21 (81.53)

*Hex dimensions are taken from flat of hex and not across corners. Hex may be substituted with round stock. Hex column would then indicate dimension taken across wrench flats.
 Decimal dimensions are ± .06 in. (1.5mm)
 Dimensions are subject to change without notice.
 Part configurations are typical and do not necessarily represent actual appearance.
 ††Note: 1/4" thru 1-1/4" are flush face couplings. 1/8", 1-1/2" & 2" maintain a recessed face on coupler half.

FLOW CHARTS



Gallons per minute (gpm) in US gallons

Test Media MIL-H-6083 Hydraulic Fluid at 90°F ±5°F (+32°C ±1.5°C) sg .83

HOW TO ORDER

Part No. 71-3 C 4 - 4 F

Material	Series	Coupling Half	Coupling Size	End Fitting Size	End Fitting Type	Seals	Options
No letter Steel, plated S 316 Stainless Steel SH High Pressure Stainless Steel	71 (1/8") (1-1/2" & 2" nipples) 71-1 (1-1/2" & 2" couplers) 71-3 (1/4" thru 1-1/4")	C Coupler N Nipple	2 = 1/8" 4 = 1/4" 6 = 3/8" 8 = 1/2" 12 = 3/4" 16 = 1" 32 = 2"	2 = 1/8" 4 = 1/4" 6 = 3/8" 8 = 1/2" 12 = 3/4" 16 = 1" 20 = 1-1/4" 24 = 1-1/2" 32 = 2"	F* Autoclave Female cone & threaded NPTF fittings available M† (consult factory) Male NPT EF Female SAE RP Female British Parallel BS2779	Std. seal is Buna V= Viton E= Ethylene Propylene Rubber M= MHO	SL Sleeve Lock

* For sizes up to 1" NPTF threads in steel.
For sizes up to 1" NPSF threads in stainless steel.
For sizes over 1" NPT threads.

† Available on 1/8" coupling sizes only.

NOTES:

1. The new 71-3 style couplers and nipples are interchangeable with old-style couplers and nipples in sizes 3/8", 1/2" and 3/4".
2. Old style 1" couplers and nipples (71-2C16 and 71-2N16) are not interchangeable with new 71-3 style. Old style may be special ordered from the factory if interchangeability is an issue.
3. Spare parts kits are available for all styles in sizes 1/4" and 2".
4. Internal components of S and SH style 71 Series are not all 316 grade stainless steel. Consult factory for details.
5. Plastic cap can be used on either coupler or nipple.

MAXIMUM RECOMMENDED CONNECT/DISCONNECT PRESSURES		
SIZE	PRESSURE	
	PSI	BAR
1/8", 1/4"	300	21
3/8", 1/2", 3/4"	150	11
1", 1-1/4"	75	5
1-1/2", 2"	0	0

PLASTIC DUST CAPS	
	COUPLER/NIPPLE DUST CAP
Size	71-3 Style
1/8"	N/A
1/4"	71-PDC-4
3/8"	71-PDC-6
1/2"	71-PDC-8
3/4"	71-PDC-12
1"	71-PDC-16

! WARNING !

FAILURE OR IMPROPER SELECTION OR IMPROPER USE OF THE PRODUCTS AND/OR SYSTEMS DESCRIBED HEREIN OR RELATED ITEMS CAN CAUSE DEATH, PERSONAL INJURY AND PROPERTY DAMAGE.

This document and other information from Snap-tite, Inc., its subsidiaries and authorized distributors provide product and/or system options for further investigation by users having technical expertise. It is important that you analyze all aspects of your application and review the information concerning the product or system in the current product catalog. Due to the variety of operation conditions and applications for these products or systems, the user, through its own analysis and testing, is solely responsible for making the final selection of the products and systems and assuring that all performance, safety and warning requirements of the application are met.

The products described herein, including without limitation, product features, specifications, designs, availability and pricing, are subject to change by Snap-tite, Inc. and its subsidiaries at any time without notice.



Quick Disconnect & Valve Division
201 Titusville Road
Union City, Pennsylvania 16438-8699 USA
PH: 814-438-3821 FAX: 814-438-3069
e-mail: qd&v_sales@snap-tite.com
www.snap-tite.com



Industrial Estate
Whitemill - Wexford
Republic of Ireland
PH: 353 53 914 1566 FAX: 353 53 914 1582
e-mail: ste_sales@snap-tite.com
www.snap-tite.com

DISTRIBUTED BY:

美国Snap-Tite授权代理商:

信德迈科技(北京)有限公司 CNMEC Technology
地址:北京市朝阳区胜古中路2号金基业大厦201室
电话:010-8428 2935,8428 3983,139.109.62635
[Http://www.cnmec.biz](http://www.cnmec.biz) E-mail:sales@cnmec.biz
传真:010-8428 8762

ISO-9001 Certified