

特性

- 端接螺纹夹接线盒内的导体时，过线管可确保可靠的电气连接
- 可防止电缆磨损和断裂，将连接不可靠的几率降至最小。
- 当把电缆插入到接线盒夹头中时，绝缘过线管可防止导体因为弯曲、电缆应力或振动而损坏。
- 在接入接线盒前，过线管是替代扭曲绞线或电线尾端镀锡方法的首选方案。
- 过线管是薄壁铜管，机械压接在绞线可分断式连接器位置
- 易于使用 — 直接剥开电缆，将过线管滑到电缆尾端并压接
- 满足要求采用公制规格电缆接线盒连接“针式”端头的全球新兴标准要求。
- 乙烯基绝缘式、尼龙绝缘式及非绝缘式

- 所有款式均提供#22 AWG到#10 AWG规格，与现存的Sta-Kon® 工具相配

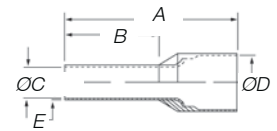
如何应用过线管

- 从电线的尾端剥去绝缘材料，插入过线管的绝缘尾端
- 使用指定的压接工具，将金属轴插入工具的对应插槽。压紧工具，以便在过线管的长度方向上形成一个新月形凹坑
- 将卷边的过线管插入接线盒
- 将过线管和电线固定在接线盒内

材料

- 高导电性铜
- 镀锡

绝缘过线管



产品编号	导线截面积		颜色	尺寸 IN/MM					安装工具	包装件数			
	AWG	MM ²		A	B	ØC	ØD	E					
F4004	26	.14	灰色	.413/10.5	.236/6.0	.031/.80	.079/2.0	.010/.25	T3, ERG4	500			
F4005	26	.14		.492/12.5	.315/8.0	.031/.80	.079/2.0	.010/.25					
F4006	24	.25	黄色	.413/10.5	.236/6.0	.031/.80	.079/2.0	.010/.25	T3, ERG4	500			
F4007	24	.25		.492/12.5	.315/8.0	.031/.80	.079/2.0	.010/.25					
F4008	22	.34	紫色	.413/10.5	.236/6.0	.031/.80	.079/2.0	.010/.25	T3, ERG4	500			
F4009	22	.34		.492/12.5	.315/8.0	.031/.80	.079/2.0	.010/.25					
F2020	20	.50	白色	.453/11.5	.236/6.0	.043/1.1	.098/2.5	.006/.15	T1, T3 & ERG4	500			
F2021	20	.50		.531/13.5	.315/8.0	.043/1.1	.098/2.5	.006/.15					
F2022	20	.50		.610/15.5	.394/10.0	.043/1.1	.098/2.5	.006/.15					
F2023	18	.75	灰色	.472/12.0	.236/6.0	.051/1.3	.110/2.8	.006/.15	T1, T3 & ERG4	500			
F2024	18	.75		.551/14.0	.315/8.0	.051/1.3	.110/2.8	.006/.15					
F2025	18	.75		.630/16.0	.394/10.0	.051/1.3	.110/2.8	.006/.15					
F2026	18	.75		.709/18.0	.472/12.0	.051/1.3	.110/2.8	.006/.15					
F2027	18	1.00		红色	.492/12.5	.236/6.0	.059/1.5	.118/3.0			.006/.15	T1, T3 & ERG4	500
F2028	18	1.00			.571/14.5	.315/8.0	.059/1.5	.118/3.0			.006/.15		
F2029	18	1.00	.650/16.5		.394/10.0	.059/1.5	.118/3.0	.006/.15					
F2030	18	1.00	黑色	.728/18.5	.472/12.0	.059/1.5	.118/3.0	.006/.15	T1, T3 & ERG4	500			
F2031	16	1.50		.571/14.5	.315/8.0	.071/1.8	.134/3.4	.006/.15					
F2032	16	1.50		.650/16.5	.394/10.0	.071/1.8	.134/3.4	.006/.15					
F2033	16	1.50		.728/18.5	.472/12.0	.071/1.8	.134/3.4	.006/.15					
F2034	16	1.50		.965/24.5	.708/18.0	.071/1.8	.134/3.4	.006/.15					
F2035	14	2.50		蓝色	.591/15.0	.315/8.0	.091/2.3	.165/4.2			.006/.15	T1, T3 & ERG4	500
F2036	14	2.50	.748/19.0		.472/12.0	.091/2.3	.165/4.2	.006/.15					
F2037	14	2.50	.984/25.0		.708/18.0	.091/2.3	.165/4.2	.006/.15					
F2038	12	4.00	灰色	.889/17.5	.394/10.0	.114/2.9	.189/4.8	.008/.20	T3 & ERG4	500			
F2039	12	4.00		.787/20.0	.472/12.0	.114/2.9	.189/4.8	.008/.20					
F2040	12	4.00		1.024/26.0	.708/18.0	.114/2.9	.189/4.8	.008/.20					
F2041	10	6.00	黄色	.787/20.0	.472/12.0	.142/3.6	.244/6.2	.008/.20	T3 & ERG4	100			
F2042	10	6.00		.984/25.0	.708/18.0	.142/3.6	.244/6.2	.008/.20					
F2043	8	10.00	红色	.827/21.0	.472/12.0	.181/4.6	.295/7.5	.008/.20	T3 & ERG4	100			
F2044	8	10.00		1.063/27.0	.708/18.0	.181/4.6	.295/7.5	.008/.20					
F2045	6	16.00	蓝色	.906/23.0	.472/12.0	.236/6.0	.346/8.8	.008/.20	ERG4	100			
F2046	6	16.00		1.142/29.0	.708/18.0	.236/6.0	.346/8.8	.008/.20					
F2047	4	25.00	黄色	1.142/29.0	.630/18.0	.295/7.5	.433/11.0	.008/.20	ERG4	50			
F2048	4	25.00		1.220/31.0	.708/18.0	.295/7.5	.433/11.0	.008/.20					
F2049	4	25.00		1.378/35.0	.866/22.0	.295/7.5	.433/11.0	.008/.20					
F2050	2	35.00	红色	1.181/30.0	.630/16.0	.335/8.5	.492/12.5	.008/.20	ERG4	50			
F2051	2	35.00		1.260/32.0	.708/18.0	.335/8.5	.492/12.5	.008/.20					
F2052	2	35.00		1.535/39.0	.984/25.0	.335/8.5	.492/12.5	.008/.20					
F2053	1/0	50.00	蓝色	1.417/36.0	.787/20.0	.413/10.5	.591/15.0	.014/.35	ERG4	50			
F2054	1/0	50.00		1.614/41.0	.984/25.0	.413/10.5	.591/15.0	.014/.35					

过线管尺寸符合DIN 46228第4部分要求。

过线管

绝缘过线管的剥线长度



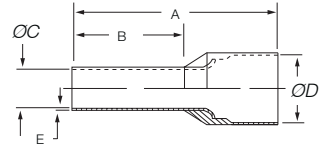
产品编号	管道长度 (英寸)	最小剥线长度 (英寸)	最大剥线长度 (英寸)
F2020	.236	.3147	.354
F2021	.315	.3937	.433
F2022	.394	.4727	.512
F2023	.236	.3147	.354
F2024	.315	.3937	.433
F2025	.394	.4727	.512
F2026	.472	.5507	.59
F2027	.236	.3147	.354
F2028	.315	.3937	.433
F2029	.394	.4727	.512
F2030	.472	.5507	.59
F2031	.315	.3937	.433
F2032	.394	.4727	.512
F2033	.472	.5507	.59
F2034	.708	.7867	.826
F2035	.315	.3937	.433
F2036	.472	.5507	.59
F2037	.708	.7867	.826
F2038	.394	.4727	.512
F2039	.472	.5507	.59
F2040	.708	.7867	.826
F2041	.472	.5507	.59
F2042	.708	.7867	.826
F2043	.472	.5507	.59
F2044	.708	.7867	.826
F2045	.472	.5507	.59
F2046	.708	.7867	.826
F2047	.63	.7087	.748
F2048	.708	.7867	.826
F2049	.866	.9447	.984
F2050	.53	.6087	.648
F2051	.708	.7867	.826
F2052	.984	1.0627	1.102
F2053	.787	.8657	.905
F2054	.984	1.0627	1.102

注：绝缘材料越厚，剥线长度应该越长。

产品编号	管道长度 (英寸)	最小剥线长度 (英寸)	最大剥线长度 (英寸)
F4000	.315	.3937	.433
F4001	.315	.3937	.433
F4002	.315	.3937	.433
F4003	.315	.3937	.433
F4004	.236	.3147	.354
F4005	.315	.3937	.433
F4006	.236	.3147	.354
F4007	.315	.3937	.433
F4008	.236	.3147	.354
F4009	.315	.3937	.433
F4020	.315	.3937	.433
F4021	.315	.3937	.433
F4022	.315	.3937	.433
F4023	.315	.3937	.433
F4024	.315	.3937	.433
F4027	.315	.3937	.433
F4028	.315	.3937	.433

过线管

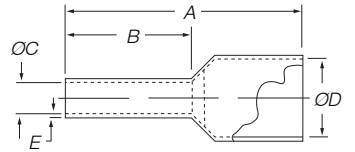
绝缘双过线管



产品编号	导线截面积		颜色	尺寸 IN/MM					安装工具	包装件数
	AWG	MM		A	B	ØC	ØD	E		
F8000	2x 20	2x 0.50	白色	.591/15.0	.315/8.0	.059/1.5	.177/4.5	.010/.25	T3	500
F8001	2x 18	2x 0.75	灰色	.591/15.0	.315/8.0	.071/1.8	.201/5.1	.010/.25	T3	500
F8002	2x 18	2x 0.75		.669/17.0	.394/10.0	.071/1.8	.201/5.1	.006/.15	T3	500
F8003	2x 17	2x 1.00	红色	.591/15.0	.315/8.0	.081/2.05	.201/5.1	.006/.15	T3	500
F8005	2x 17	2x 1.00		.669/17.0	.394/10.0	.081/2.05	.201/5.1	.006/.15	T3	500
F8006	2x 16	2x 1.50	黑色	.630/16.0	.315/8.0	.091/2.3	.252/6.4	.006/.15	T3	500
F8007	2x 16	2x 1.50		.787/20.0	.472/12.0	.091/2.3	.252/6.4	.006/.15	T3	500
F8008	2x 14	2x 2.50	蓝色	.728/18.5	.394/10.0	.114/2.9	.295/7.5	.006/.15	T3	500
F8009	2x 14	2x 2.50		.846/21.5	.512/13.0	.114/2.9	.295/7.5	.006/.15	T3	500
F8010	2x 12	2x 4.00	灰色	.906/23.0	.472/12.0	.150/3.8	.339/8.6	.006/.15	ERG4/6MM 模具	100
F8011	2x 10	2x 6.00	黄色	.984/25.0	.551/14.0	.193/4.9	.378/9.6	.008/.20	ERG4/10MM 模具	100

过线管尺寸符合DIN 46228第4部分要求。

绝缘过线管（老版DIN标准和法国标准）



产品编号	STYLE	导线截面积			尺寸 IN/MM					安装工具	包装件数
		AWG	MM	颜色	A	B	ØC	ØD	E		
F4000	OLD DIN	20	0.50	橙色	.571/14.5	.315/8.0	.043/1.1	.102/2.6	.006/.15	T1, T3 & ERG4	500
F4001	OLD DIN	18	0.75	白色	.571/14.5	.315/8.0	.051/1.3	.110/2.8	.006/.15	T1, T3 & ERG4	500
F4002	OLD DIN	18-17	1.00	黄色	.571/14.5	.315/8.0	.059/1.5	.118/3.0	.006/.15	T1, T3 & ERG4	500
F4003	OLD DIN	16	1.50	红色	.571/14.5	.315/8.0	.071/1.8	.134/3.4	.006/.15	T1, T3 & ERG4	500
F4020	OLD DIN	14	2.50	蓝色	.571/14.5	.315/8.0	.091/2.3	.165/4.2	.006/.15	T1, T3 & ERG4	500
F4021	FRENCH	20	0.50	白色	.571/14.5	.315/8.0	.043/1.1	.102/2.6	.006/.15	T1, T3 & ERG4	500
F4023	FRENCH	18	0.75	浅蓝色	.571/14.5	.315/8.0	.051/1.3	.110/2.8	.006/.15	T1, T3 & ERG4	500
F4024	FRENCH	18-17	1.00	红色	.571/14.5	.315/8.0	.059/1.5	.118/3.0	.006/.15	T1, T3 & ERG4	500
F4027	FRENCH	16	1.50	黑色	.571/14.5	.315/8.0	.071/1.8	.134/3.4	.006/.15	T1, T3 & ERG4	500
F4028	FRENCH	14	2.50	灰色	.571/14.5	.315/8.0	.091/2.3	.165/4.2	.006/.15	T1, T3 & ERG4	500

过线管尺寸符合DIN 46228第4部分要求。

得心应手的压接工具！

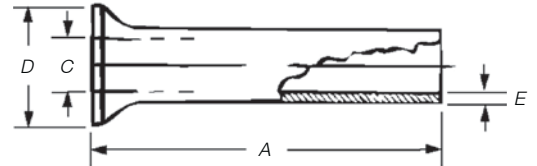
用于Sta-Kon® 绝缘过线管的工具



产品编号	说明	数量
T1	用于 #20-#14 AWG 电缆过线管的 Sta-Kon® 压接工具 — 绝缘手柄	1
T3	用于 #26-#10 AWG 电缆过线管的 Sta-Kon® 压接工具 — 绝缘手柄	1
ERG4	配备 Shure-Stake® 机械装置的 Comfort Crimp® Sta-Kon® 压接工具，用于安装 #26-#10 AWG 电缆过线管。包括四套可互换的模具组。绝缘手柄。用坚固的塑料包装包装。	1

过线管

非绝缘过线管



产品编号	导线截面积		尺寸IN/MM				安装工具	包装件数
	AWG	MM	A	C	D	E		
F9000	24	.25	.196/5	.030/.75	.067/1.7	.006/.15	T1, ERG4 T3	1,000
F9001	22	.5	.236/6	.039/1.0	.083/2.1	.006/.15	T1, T3, ERG4	1,000
F9002	22	.5	.394/10	.039/1.0	.083/2.1	.006/.15	T1, T3, ERG4	1,000
F9003	18	.75	.236/6	.047/1.2	.091/2.3	.006/.15	T1, T3, ERG4	1,000
F9004	18	.75	.394/10	.047/1.2	.091/2.3	.006/.15	T1, T3, ERG4	1,000
F9005	18	1	.236/6	.055/1.4	.098/2.5	.006/.15	T1, T3, ERG4	1,000
F9006	18	1	.394/10	.055/1.4	.098/2.5	.006/.15	T1, T3, ERG4	1,000
F9007	16	1.5	.276/7	.067/1.7	.110/2.8	.006/.15	T1, T3, ERG4	1,000
F9008	16	1.5	.394/10	.067/1.7	.110/2.8	.006/.15	T1, T3, ERG4	1,000
F9009	16	1.5	.473/12	.067/1.7	.110/2.8	.006/.15	T1, T3, ERG4	1,000
F9010	16	1.5	.709/18	.067/1.7	.110/2.8	.006/.15	T1, T3, ERG4	1,000
F9011	14	2.5	.276/7	.087/2.2	.139/3.4	.006/.15	T1, T3, ERG4	1,000
F9012	14	2.5	.394/10	.087/2.2	.139/3.4	.006/.15	T1, T3, ERG4	1,000
F9013	14	2.5	.472/12	.087/2.2	.139/3.4	.006/.15	T1, T3, ERG4	1,000
F9014	14	2.5	.709/18	.087/2.2	.139/3.4	.006/.15	T1, T3, ERG4	1,000
F9015	12	4	.354/9	.110/2.8	.158/4	.008/.2	T3, ERG4	1,000
F9016	12	4	.472/12	.110/2.8	.158/4	.008/.2	T3, ERG4	1,000
F9017	12	4	.591/15	.110/2.8	.158/4	.008/.2	T3, ERG4	1,000
F9018	12	4	.709/18	.110/2.8	.158/4	.008/.2	T3, ERG4	1,000
F9019	10	6	.472/12	.138/3.5	.185/4.7	.008/.2	T3, ERG4	1,000
F9020	10	6	.591/15	.138/3.5	.185/4.7	.008/.2	T3, ERG4	1,000
F9021	10	6	.709/18	.138/3.5	.185/4.7	.008/.2	T3, ERG4	1,000
F9022	8	10	.472/12	.177/4.5	.228/5.8	.008/.2	ERG4	500
F9023	8	10	.591/15	.177/4.5	.228/5.8	.008/.2	ERG4	500
F9024	8	10	.709/18	.177/4.5	.228/5.8	.008/.2	ERG4	500
F9025	6	16	.472/12	.228/5.8	.295/7.5	.008/.2	ERG4	250
F9026	6	16	.591/15	.228/5.8	.295/7.5	.008/.2	ERG4	250
F9027	6	16	.709/18	.228/5.8	.295/7.5	.008/.2	ERG4	250
F9028	6	16	.984/25	.228/5.8	.295/7.5	.008/.2	ERG4	250
F9029	6	16	1.26/32	.228/5.8	.295/7.5	.008/.2	ERG4	250
F9030	4	25	.591/15	.287/7.3	.374/9.5	.010/.25	ERG4	100
F9031	4	25	.709/18	.287/7.3	.374/9.5	.010/.25	ERG4	100
F9032	4	25	.984/25	.287/7.3	.374/9.5	.010/.25	ERG4	100
F9033	4	25	1.26/32	.287/7.3	.374/9.5	.010/.25	ERG4	100
F9034	2	35	.709/18	.327/8.3	.433/11	.010/.25	ERG4	100
F9035	2	35	.984/25	.327/8.3	.433/11	.010/.25	ERG4	100
F9036	2	35	1.26/32	.327/8.3	.433/11	.010/.25	ERG4	100
F9037	1/0	50	.709/18	.406/10.3	.512/13	.012/.3	TB5095, ERG4	100
F9038	1/0	50	.984/25	.406/10.3	.512/13	.012/.3	TB5095, ERG4	100
F9039	1/0	50	1.18/30	.406/10.3	.512/13	.012/.3	TB5095, ERG4	100